


Welcome to Springhill Catholic Primary School

**How to prepare your child for
starting at primary school**



Let us pray – Deacon Andy





Welcome




The water that I will give them will
become a spring of water within,
welling up to eternal life.

JOHN 4:14

Preparing for school in 2025

We are delighted that we are able to meet all our families and we very much look forward to welcoming you and your child into the Springhill family. The first of our meetings focuses on how you can start to prepare your child for starting school and the following information will give you some ideas on how to do this.





Prayer life



Springhill is a catholic school with our Christian faith very much at the centre of all that we do. You can support your child's spiritual development by:

- teaching them simple prayers e.g. the sign of the cross, thank you prayers at bed time
- sharing stories from a children's Bible (don't be afraid to let the children use the books they were maybe given at their baptism – take the opportunity to teach them to treat the books with care and reverence)
- share in the children's experience of the Mass – try to sit near to the front so that your child can see what is going on and you can point things out to them.



Early Learning

Children follow the Early Years Foundation Stage curriculum from birth to the end of their first year in school. During their time in pre-school settings, your child will have been developing in what are called the '**prime areas**' of learning. These areas focus on the most important building blocks for learning and development at this age.

The following slides will describe how you can support these essential foundations for learning at home.

Personal and Social Skills

Encourage independence in:

- Toilet behaviour – washing hands, flushing etc
- Dressing and undressing – start with putting on and taking off coats
- Behaviour at meal times – sitting and remaining at a table and use of cutlery
- Sharing with others
- Tidying up – packing away items before another activity is started





Language Skills

Learning in all areas of the early years curriculum is based on play and talk. The ability to listen, understand and speak are essential skills and are needed when learning to read and write.

- Model good listening and turn taking in conversations
- Name items you see around the home, on walks, at the shops
- Talk about what you are doing as you carry out the activity
- Share rhymes and songs and talk about words that sound the same
- Listen to the sounds at the beginning of words
- Talk lots about stories and books you have shared
- If your child has English as a second language, it is important for them to develop their own language first



Encouraging Talk



Parents need to use everyday activities to have real conversations with children and develop their speaking and listening skills

Talk and listen to your child when:

Sitting around the dinner table

Involving children in activities such as washing the car

Out and about – what can you see, hear, feel, smell?

Using walkie talkies, mobile phones

Using cardboard tubes, microphones

Playing games such as 'Who am I?', Simon Says, etc



'Every Child A Talker' Talking Tips

- ❖ Get your child's attention before you talk to them
- ❖ Be on the same level as your child (eye to eye, face to face)
- ❖ Watch what your child touches or looks at and name it
- ❖ Use simple language and short sentences
- ❖ Say things correctly for your child
- ❖ Be careful with questions, they can confuse. Why not make a comment?
- ❖ Wait at least 10 seconds for your child to answer
- ❖ Give choices to encourage talking
- ❖ Share a book together every day. You can talk about the pictures together
- ❖ Make time to play together every day
- ❖ Make something together and talk about it using action words
- ❖ Play with musical instruments together
- ❖ Sing a nursery rhyme or do an action rhyme together every day

Physical development

A young child needs to develop both small and large body movements before they can master areas of the curriculum such as writing. Their muscles need to gain strength in order to hold a pencil properly, play games with others and for them to be able to control different resources such as scissors, bats and balls. It even affects their ability to be able to sit still! You need to be able to sit still to develop good listening skills. As you can see, all areas of learning are linked and need to be developed. So please don't worry about writing before they come to school – just play and keep active!



Writing is more than holding a pencil and making marks



You need to start **big**

Provide scarves, ribbons etc to make patterns in the air. Provide bubbles and encourage children to catch them

Provide decorating brushes and buckets of water and encourage the children to paint the walls and fences.

Provide low level climbing activities, planks to walk across, etc

Provide open cardboard boxes and let the children crawl through

Many of the activities that help children to learn to write, do not actually involve children in writing

Scrunching up newspaper, tissue paper, popping bubble wrap

Moving dried beans, pasta lentils, rice etc using spoons, tweezers, finger and thumb

Provide a selection of plastic jars with lids and hide treasure inside

Provide dough that can be rolled, cut, pounded and pinched

Use fingers to draw patterns and shapes on misty windows or mirrors

Provide squeeze bottles filled with water and make patterns on the ground

If your child does want to write, please encourage them to use the correct pencil grip shown below. When **writing names**, please only use **a capital for the first letter**.



Early reading

Sharing books and talking about the story with your child has a huge impact on their future progress. Please see below for some tips on how to read with your child:

- Make reading to your child feel like a treat.
- Make it a special quiet time – snuggle up close.
- Show excitement about what you're going to read.
- Read the whole story without stopping too much.
- Chat about the story.
- Don't ask questions to test what they remember.



Early reading

- Link stories to your own and your child's experiences and link these experiences to other stories.
- Read your child's favourite stories over and over again.
- Get them to join in with the bits they know.
- Read with enthusiasm – try out different voices.
- Keep reading to your child, even when they can read for themselves.





Mathematics Skills

Maths is everywhere! Look around you at home and when you are out and about and you will find lots of opportunities to develop the following maths skills:

- Sorting and matching
- Counting
- Recognising numbers all around
- Recognising shapes
- Comparing and describing size
- Use simple language for talking about time, money, near and far, heavy and light, full and empty

Maths around the home



Setting the table

- How many people live in our house?
- How many spoons etc, do we need?
- I wonder how many taps, handles, steps, doors there are in our house?
- How many more doors than windows are there?

Toy Vehicles

- Sort them according to type, colour or size
- How many red, blue vehicles?
- Use a sheet of card to make a car park with numbered bays. Can you park the car in the correct bay?

Tidying the cupboards

- Sorting tins...how many altogether?
- How many...? Which is more/less?

Making face biscuits

- Counting – how many spoonfuls of icing sugar, water have we used?
- How many eyes do we need? Nose?
- Can you cut the liquorice into 6 spikes for the hair?


Garages

- Make garages using cardboard boxes. Park different numbers of cars in each garage. Use the language of more and less.
- Ask questions e.g. If I sell 3 cars, how many will I have left?



Games

- Dominoes
- Dice games
- Simple Trump cards



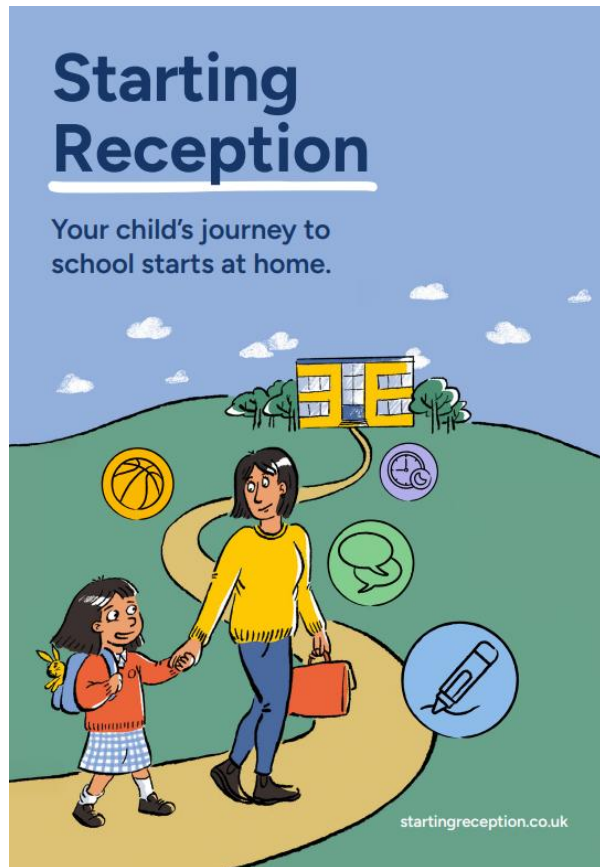
Just remember...

More than anything else, you need to:

- Talk lots
- Play lots
- Encourage independence
- Enjoy this special time



Home - Starting Reception





In partnership with Early Years settings

- Meetings with feeder settings – this year we will be contacting settings by phone to gain information about your child's learning and needs
- Pre-school settings will pass on your child's records before the summer holidays – please ensure you have given permission to the setting for this to happen
- 'Stay and play' activity sessions will happen in July – please sign up for your child to attend two of the sessions
- Home visits – depending on the situation in September, we may offer home visits to parents of children who have additional needs

Springhill School Uniform

Winter uniform can be worn all year round and has to be worn from October half term through to Easter. No boots or black trainers are allowed. School shirts can be long or short sleeved and must be worn with the school tie. The school jumper and cardigan can be worn (no other alternatives). These can be purchased at Koolskools. The school tie can also be purchased from Koolskools. Socks must be grey and tights can be maroon or grey. Strictly no backpacks are allowed in FS, Year 1 or Year 2.

Winter Uniform - Girls



Winter Uniform - Boys



Springhill School Uniform

Summer uniform is optional and can be worn between September and October half term and from after Easter.

Summer Uniform

Girls



FS, Year 1 and 2 only



Boys



FS, Year 1 and 2 only

Springhill PE Uniform

The PE kit shorts, t-shirt and PE bag can be bought from Koolskools. The PE bags come in a range of colours.

Plimsolls must be worn in KS1 and dark trainers must be worn in KS2 for PE lessons. During the winter months, please ensure children have plain black jogging bottoms and a plain black jumper (no labels such as Nike etc - these will be sent home).

PE Uniform



FS, Year 1 and 2 only



Year 3,4,5 and 6 only





Koolskools Fairtrade Uniform Summer 10% Discounts

23 May to 9 June 2025; 30 June to 13 July 2025

Koolskools have asked us to notify parents that this year they will be running two summer 2025 10% discount windows (online and in the Koolskools shop) for Fairtrade/ECO uniform – from Friday 23 May to Monday 9 June inclusive; and from Monday 30 June to Sunday 13 July inclusive.

Koolskools hope that parents will order well ahead of the anticipated August/September rush to buy school uniform!

HOW TO ORDER

Retail:

In Shirley, from the Koolskools retail outlet at 387 Shirley Rd, Southampton SO15 3TS. Tel: 02380-771839.

Or Online:

Go to the buying page on the Koolskools website on the following link - <https://www.koolskools4u.co.uk/schools-list/> - and place your order. There is a flat delivery charge of £4.99.

Orders take a maximum of 10 working days to turn around (15 working days between June and September) from the date of order placement.

A "click and collect" option is available on the Koolskools website for those who prefer to order online but pick up their orders themselves from Koolskools in Shirley Road.

WHY FAIRTRADE COTTON/RECYCLED POLYESTER UNIFORM?

1. There is no difference in quality between Fairtrade-organic cotton and normal cotton, but Fairtrade cotton farmers always receive a fair and sustainable payment for their crop. Their communities also receive a premium for projects such as building schools, hospitals, access to clean water and so on.
2. Being "Fairtrade Cotton Certified" means that all parts of the manufacturing chain have been inspected and audited to ensure that practices such as child labour and enforced overtime/long working hours don't exist.
3. All the polyester in Koolskools-manufactured garments is GRS-certified, the highest recycled polyester clothing standard. The polyester is post-consumer (eg recycled plastic bottles etc) recycled, lending the garments the strongest of planet-friendly credentials.



**KOOLSKOOLS PRIMARY/JUNIOR
SCHOOL PRICE LIST 2025**

Online/shop Summer 2025

discounts:

23 May to 9 June '25 - 10% discount

30 June to 13 July '25 - 10% discount

Please order online on the following link:

www.koolskools4u.co.uk

<u>ITEM</u>	<u>SIZE</u>	<u>PRICE</u>
Fairtrade/ECO polo shirt with school logo	Up to and including size 9-10	£11.50
Fairtrade/ECO polo shirt with school logo	Size 11-12 & XS	£11.99
	Size Small and up	£13.99
Round Neck Fairtrade/ECO sweatshirt with school logo	Up to and including size 9-10	£14.50
Round Neck Fairtrade/ECO sweatshirt with school logo	Size 11-12 & XS	£15.99
	Size Small and up	£18.99
Fairtrade/ECO cardigan with school logo	Up to and including size 9-10	£16.99
	From size 11-12 up	£18.99
Cotton PE T-shirt with school logo	Up to and including size 11-13	£6.50 (£6.00 with no logo)
Cotton PE T-shirt with school logo	From size Small up	£7.50 (£7.00 with no logo)
Fleece-lined rain jacket with school logo	Up to and including size XS	£22.99
	Size Small and up	£29.99
Fleece jacket with school logo	Up to and including size XS	£17.99

Springhill Catholic Primary School



Skoolkit will be holding a **10% discount week** in our **Eastleigh and Totton stores** from **Monday 30th June – Saturday 5th July**, where all items listed below will be subject to a **10% discount for this time only**.

2025 Price List

Day Wear

Maroon/Gold/Silver Standard Tie £4.50		Maroon/Gold/Silver Clip-On Tie £5.50
Maroon Knitted V-Neck Sweater Embroidered with Logo 22" – 30" - £20.00 32" - £22.00 34" – 36" - £24.00	Maroon Knitted Cardigan Embroidered with Logo 22" – 30" - £21.99 32" - £24.50 34" – 36" - £25.50	White Long or Short Sleeve Unisex Shirts Twin Pack From £15.00
Grey Trousers From £10.50	Grey Skirts From £9.99	Grey Pinafores From £15.50
Grey Daywear Skorts All Sizes £17.75		Burgundy Bookbag Printed with Logo £8.50
Iron on Name Tapes x36 – £5.00 x72 – £5.99		

Summer Wear

Yellow Summer Dress All sizes £13.99	Grey Shorts From £10.50
---	----------------------------

PE Wear

Yellow PE T-Shirt From £4.50	Black PE Shorts From £5.25	Burgundy PE Bag £2.60
---------------------------------	-------------------------------	--------------------------

Prices are correct at the time of printing

eastleigh@skoolkit.co.uk
31, Leigh Road, Eastleigh,
SO50 9FF

Opening Times

Mon - Fri 9:00 AM - 17:30 PM
Sat 9:00 AM - 17:00 PM

AND

totton@skoolkit.co.uk
Totton Shopping Centre, 1
Commercial Road, Totton,
SO40 3BX

Opening Times

Mon - Fri 9:00 AM - 17:30 PM
Sat 9:00 AM - 17:00 PM

Follow us on our



Instagram: @skoolkit.ltd



Facebook: @Skoolkit

Skoolkit



Skoolkit

Helpful tips for purchasing uniform during the summer holidays

- The first few weeks of the summer holidays are generally quieter in our shops and online.
- **If you are visiting our shops during the last two weeks of the summer holidays please expect to queue outside of the shop and allow more time for your visit.**
- Our shops will still need to close at the advertised closing times and we may have to cut the queue short to ensure we can serve the customers we already have in the shop. This also gives us the opportunity to replenish stock and prepare the shop for the following day.
- **If ordering online, please place your order by our advertised 'last order date' to ensure your garments arrive in time for 'back to school', we still dispatch orders placed after this date and will do our upmost to get them to you in time.**
- If ordering online remember to take advantage of our free online delivery code [SUMMER25](#) running from 19th July – 26th July

Visit us at www.skoolkit.co.uk



What next?

- Second parent meeting at 6pm on 26th June – opportunity to see your child's classroom and meet their teacher
- Activity sessions – Monday 30th June, Tuesday 1st July , Wednesday 2nd July
- Class organisation – 'My Friends' information should have been returned
- Meet the Teacher appointments on Thursday 4th or Friday 5th September – an opportunity for you and your child to meet the staff and to share any important information
- Uniform, book bags & ties are available from Koolskools or Skoolkit



Starting school dates

Starting dates for the new Foundation Stage intake 2025

Meet the teacher appointments: Thursday 4th and Friday 5th September

If your child's 5th birthday falls between September and March, they will follow this pattern for starting school:

Week 1	Monday 8th- Wednesday 10th September	Mornings only (8.45am-11.45pm)
Week 1	Thursday 11th and Friday 12th September	Full time (8.45am-3.15pm)

If your child's 5th birthday falls between April and August, they will follow this pattern for starting school:

Week 1	Monday 8th- Wednesday 10th September	Afternoons only (12.45pm-3.15pm)
Week 1	Thursday 11th and Friday 12th September	Full time (8.45am-3.15pm)

Come and join us for our
'Summer Festival' – Saturday
14th June from 12pm-3pm

