

Year 4



**Information Meeting
September 2025**

Meet the Y4 Team



Y4 Leaders
Mrs Jay / Mrs Lacey
Teachers
Mrs Jay Mrs West Mr Walter Mrs Russell

Who should I talk to if I have a concern?

1. Class teacher

2. Mrs Jay / Mrs Lacey

info@springhillcatholic.n

et



Drop off and Collection

- The school day is from 8:45am – 3:15pm (enter through the main gate)
- The school gates open from 8:30am
- Please leave your child to walk on their own across the main playground - drop them off just before the outdoor gym equipment
- Children can go straight into class when they arrive - teachers will have early morning retrieval work set up for them
- Collection is at 3:15pm from the main playground

Break and Lunch

- Break time is **10:00 – 10:15** on the MUGA
- Please provide a fruit snack for your child
- In year 4, children have a quick run around on the playground from **12:00 – 12:10**
- They then go to the dinner hall to eat from **12:10 – 12:25**
- They then have a playtime outside from **12:25 – 12:45**

End of the Day

Change in person collecting child

- Email info@springhillcatholic.net
- Phone office

We cannot let your child go home with someone different if we haven't been informed.

Only Y5 and Y6 children are allowed permission to walk alone.

They are not allowed to take siblings with them.

ATTENDANCE

What does the research say about attendance?

- Being in school is important for your child's achievement, wellbeing and wider development.
- Evidence shows that the students with the highest attendance throughout their time in school gain the best GCSE and A Level results.
- Research shows that pupils who perform better both at the end of primary and secondary school miss fewer days than those who don't perform as well.

What does the research say about attendance?

- The data shows that primary school children in Key Stage 2 who didn't achieve the expected standard in reading, writing and maths missed on average four more days per school year than those whose performance exceeded the expected standard.
- We teach approximately 5 lessons per day. If you take your children on a five-day holiday in term time, that's 25 lessons they have missed and we don't have time to catch them up!

Attendance

- At Springhill, we are striving for excellent attendance (97% +)
- 97% = no more than 5 days absence over a whole year.
- If your child is a little bit poorly and you aren't sure if they are well enough for school, send them in and we will send them home if their illness gets worse.
- Children who meet this attendance target will receive a medal at the end of the year and a badge every term.



Uniform

- Winter uniform – from September until Easter holidays
- Summer uniform – from Easter holidays until summer holidays

Springhill School Uniform

Winter uniform can be worn all year round and has to be worn from October half term through to Easter. No boots or black trainers are allowed. School shirts can be long or short sleeved and must be worn with the school tie. The school jumper and cardigan can be worn (no other alternatives). These can be purchased at Koolskools. The school tie can also be purchased from Koolskools. Socks must be grey and tights can be maroon or grey. Strictly no backpacks are allowed in FS, Year 1 or Year 2.

Winter Uniform - Girls



Winter Uniform - Boys



Springhill School Uniform

Summer uniform is optional and can be worn between September and October half term and from after Easter.

Summer Uniform

Girls



FS, Year 1 and 2 only



Boys



FS, Year 1 and 2 only

PE Kit

Year 4 PE is on a TUESDAY but it is useful for children to have their kit in school all week.

- Dark trainers can be worn for PE
- Black school shorts or black tracksuit bottoms (no prominent logos)
- School yellow t-shirt
- Plain black jumper when it is cold (no prominent logos). The child's normal school jumper can also be worn.
- Children will usually wear their PE kit home on PE days so please remember to wash it and send it back as soon as possible.

Springhill PE Uniform

The PE kit shorts, t-shirt and PE bag can be bought from Koolskools. The PE bags come in a range of colours.

Plimsolls must be worn in KS1 and dark trainers must be worn in KS2 for PE lessons. During the winter months, please ensure children have plain black jogging bottoms and a plain black jumper (no labels such as Nike etc - these will be sent home).

PE Uniform



FS, Year 1 and 2 only



Year 3,4,5 and 6 only



Pencil Cases and Equipment

- We provide children with all of the stationery they need (pencils, glue, scissors, colouring pencils etc).



- Children do not need to bring in a pencil case from home.



Things from home

NO mobile phones in school for Year 4 children.



NO smart watches.

Please do not let children bring toys in from home.




Curriculum

- A curriculum overview of the year will be put on the website.
- We will also send out half-termly curriculum newsletters to let you know what we are learning about/ upcoming events and dates etc.



The water that I will give them will become a spring of water within, welling up to eternal life. (John 4:14)



Springhill Catholic Primary School
Year 6 Curriculum Update

Autumn 1 2023

Dear parents and carers,
Welcome to our half termly newsletter which will give you a flavour of what your child will be learning and experiencing in year 6 during the upcoming half term. We hope you find it useful.

<p>A warm welcome to year 6- I am sure many of you are thinking, "How is it possible that my child is in their final year of primary school!" As a team, we will endeavour to make this year an enjoyable and memorable experience and prepare your child as best we can for secondary school.</p> <p>The year 6 curriculum is broad and varied and we can't wait to share it with your children while nurturing their independence and enquiry skills.</p> <p>In writing this half term, your children will be learning how to create atmosphere using a range of descriptive techniques. We will be studying a slightly creepy picture book called <i>The Island</i> by Gary Crew and</p>	<p>In geography, we will be learning about coastal erosion and looking at a case study of a place in Norfolk called Happisburgh. The children will learn about the unpredictable future of this coastal village and the action which is being taken to try and protect it from the elements.</p> <p>Our first science topic is 'Light and Shadows' and we will explore, through a range of practical experiments, how light travels, how colours of light are created and how shadows are formed.</p>
---	---

School Rules



Springhill Catholic Primary School

We are well behaved and polite at Springhill. We look smart in our correct school uniform.

Our School Rules:

1. We walk inside the school building (we do not run).
2. We are silent when walking through the school or moving from one class to another.
3. We hold open doors for adults and say hello.
4. We listen when the teacher is talking and follow instructions, we take turns to listen to others (we do not talk when the teacher is talking).
5. We close our locker doors.
6. We have kind hands and feet and we use kind words (we do not hurt others or say unkind things).

Behaviour System



All children start each day **'in the blocks'**. This means they are ready to learn and doing exactly what they need to do.

If a child makes a bad choice, they will be moved to **'false start'**. This is a warning and a chance for the child to rectify their behaviour and move back up the ladder.

If the behaviour continues or a child breaks one of the school rules, their name may be moved to **'dropped the baton'**. This means they need to spend 10 minutes in reflection time with a member of the leadership team.

Behaviour System



Fantastic behaviour, outstanding work, polite manners, helping others, living the school's mission statement etc all result in children being moved up the behaviour ladder to '**going for gold**'. This is an amazing achievement and an acknowledgment of their effort!

Children who go above and beyond and are shining examples of Springhill students will be moved to the top of the ladder - '**torchbearer**'.

The teacher may decide that a piece of work is so exceptional that it should be shown to Mrs Ashworth a member of SLT for a **headteachers**

Mrs Ashworth's Celebration



At the start of each term, all children are on track to go to Mrs Ashworth's end of term celebration.

If a child has to go to reflection too many times in one term, they will miss part of the celebration or may have to miss the whole celebration.

VIP Tables



If your child is the 'Star of the Day', they get to sit at the VIP table for the day with a friend of their choice. They wear special lanyards so all members of staff now they are VIPs for the day.

School Houses

- Each class in the school is in one of these 3 houses.
- Children can be awarded house points by all members of staff for hard work, exceptional effort, manners, helping others, being kind and considerate etc
- Year 6 house captains will total up the house points each week



4MR




4SW

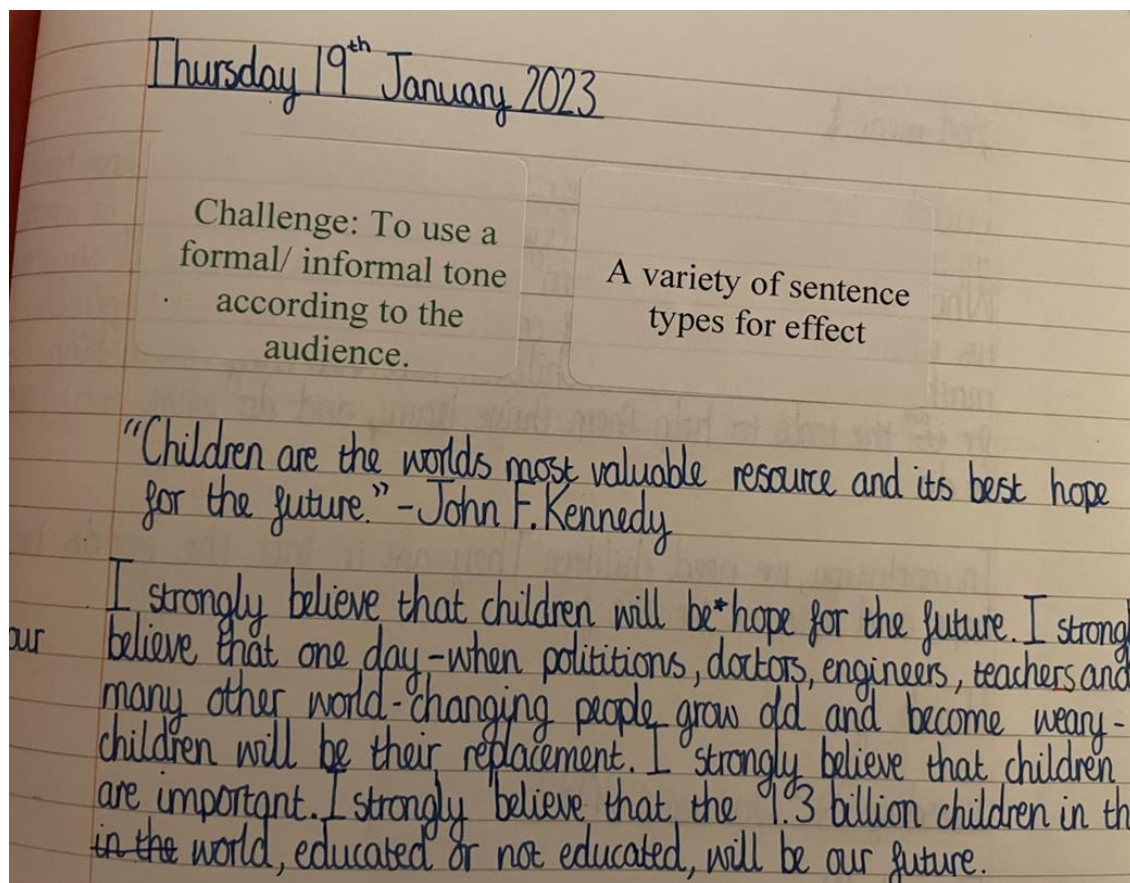


4JW

Handwriting and Presentation



Handwriting and Presentation



Year 4 children are all using pencil.

In the summer term, the children will start to use a handwriting pen to practise for year 5.



Letter Formation at Springhill

- Letters f and t are $\frac{3}{4}$ height letters
- Tall letters b, d, h, k, l (touch the top)
- Tail letters f, g, j, y (the tail drops below the line)

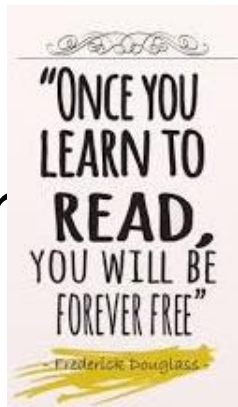
Homework

- 20 minutes reading
- 10 minutes spelling (each morning teachers will ask to see what spelling practice has been done the night before)
- 10-15 minutes maths homework (arithmetic and times tables)

A reading text will come home with your child on a Friday to read with you over the weekend. This is the text that we will be using in the next week's reading lessons.

Reading

- Reading is the single most important thing that children will learn at school: it unlocks the whole curriculum!
- Stage book + a library book
- Please hear your child read as much as possible. Listening to them read aloud helps with fluency, expression, pace and oral comprehension.



Reading Challenge Sheet

- Instead of reading records
- Every time your child reads, initial the box on the chart
- Calculate the total reads for the week and a teacher/LSA will check this every Monday
- KS2 – a ‘read’ counts as at least a 20-minute read at home

Number of reads:
28 reads
56 reads
98 reads

Prizes will be given when
the children reach
different reading
milestones.

Reading Challenge Sheet

	Monday	Tuesday	Wednesday	Thursday	Friday	Saturday	Sunday	Running total 'reads' for the week:
w/c 5 th Sept								
w/c 12 th Sept								
w/c 19 th Sept								
w/c 26 th Sept								
w/c 3 rd Oct								
w/c 10 th Oct								
w/c 17 th Oct								
w/c 24 th Oct								
w/c 31 st Oct								

Maths Homework

- Each week, we will teach/ revise a particular arithmetic skill in class.
- The children will receive a few questions of homework each day- focussed on this type of arithmetic skill (*the aim is to spend no more than one minute per question*)

Monday

Arithmetic Homework

Name _____

1	$34567 + 8723$
---	----------------

1

2	38976 - 12919
---	---------------

5

3	$154568 + 789342$
---	-------------------

[illegible]

7

1. **Introduction**

1

Monday

Name _____

4	$543 + 67843$
---	---------------

A 10x10 grid of squares. A 3x3 square is highlighted in the bottom right corner, starting from the 7th column and 7th row, extending to the 10th column and 10th row.

□

1. **Introduction**

5	32678 - 15190
---	---------------

A large rectangular grid consisting of 20 columns and 10 rows of small squares, intended for drawing a picture.

6	8209 - 4568
---	-------------

[illegible]

21.

Maths Homework

- All children must know their times tables up to 12×12 confidently by the end of year 4
- Times Tables Rock Stars is a fun and interactive way of increasing a child's speed and accuracy.



What if homework isn't being completed?

- The class teacher will talk to the child about why they haven't done the homework
- Children may need to stay in for part of their break time to complete the missing homework (homework club)
- Children can opt to come to homework club
- Phone call to parents
- Parents invited in to discuss with the teacher
- Please contact us if the homework feels too much/ too challenging etc.

Trips, Visitors, Events and Clubs

- Trips for this year are currently being booked and organised
- You will receive a letter with dates and prices soon (if you haven't already).
- Swimming, 'art on wheels',
Minstead residential

Trips

Year 4 swimming

- 4SW 15th – 19th September
- 4MR 22nd – 26th September
- 4JW 29th September – 3rd October

Trips

Minstead residential trip

5-8 May 2026

(1 night per class
staggered across
4 days)



Activities are varied and cover subjects across the curriculum, developing a connection with nature and the outdoors.



More dates for your diary

Parents' Evenings

Wednesday 5th and Thursday
6th November
(virtual)

More dates for your diary

Year 4 Nativity

Thursday 11th December 9:15 am
and 2:15 pm

Year 4

Multiplication Tables Check

- June 2026
- Purpose is to determine whether pupils are fluent up to 12×12
- 25 questions – 6 seconds per question
- Multiplication facts only (not division)
- This year's results were fantastic
(98% scored 20+ and 65% achieved full marks 25/25)

Time left: 5

$6 \times 11 =$

1

2

3

4

5

6

7

8

9

C

0

Enter



SINGLE PLAYER

Game types explained




JAMMING

Take it easy



GIG

Perform once a month



GARAGE

Complete your heatmap



STUDIO

Get a rock status



SOUNDHECK

Beat the clock



Online Safety

What are children taught in school?



Use technology safely and respectfully, keeping personal information private; identify where to go for help and support when they have concerns about content or contact on the internet or other online technologies

KS1



Use technology safely, respectfully and responsibly; recognise acceptable/unacceptable behaviour; identify a range of ways to report concerns about content and contact

KS2

Within the curriculum at Springhill,
we teach the children how to stay
safe online.



Facebook & Messenger

[Messaging](#) | [Photo / video sharing](#) | [Audio / video calling](#) | [Content sharing](#) | [Live streaming](#) | [Location sharing](#) | [Gaming](#)

13+

Minimum age according to Facebook & Messenger

This is Facebook and Messenger's minimum age. What do you think is the right age for this network? [Share your thoughts](#)✓



Instagram

[Photo / video sharing](#) | [Content sharing](#) | [Messaging](#) | [Live streaming](#) | [Location sharing](#) | [Online relationships](#)

13+

Minimum age according to Instagram

This is Instagram's minimum age. What do you think is the right age for this app? [Share your thoughts](#)✓



Snapchat

[Live streaming](#) | [Photo / video sharing](#) | [Messaging](#) | [Location sharing](#) | [Content sharing](#) | [Online relationships](#)

13+

Minimum age according to Snapchat

This is Snapchat's minimum age. What do you think is the right age for this app? [Share your thoughts](#)✓

Controlling tech time

And there are tactics you can put in place to help manage their screen time....

1. **Set a good example**
2. **Talk together about the time spent online**
3. **Agree on appropriate length of time they can use their device**
4. **Get the whole family to unplug & create screen free zones**
5. **Use technology / apps to help manage screen time e.g. Forest App**



**internet
matters.org**

ANY
QUESTIONS?

